

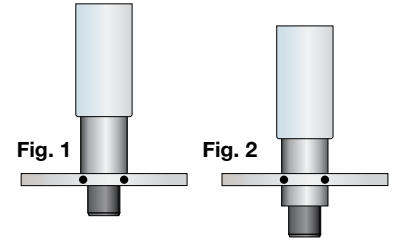
# 100 / 200 Conventional Mortise Bolt Lock



110/210 Series

The failsafe 110 and failsecure 210 are the most basic bolt locks available. The bolt assembly is adjustable forward up to 1" past the face plate to accommodate wide door gaps or special applications (See figures 1 & 2).

**Not for use in wood frames.**

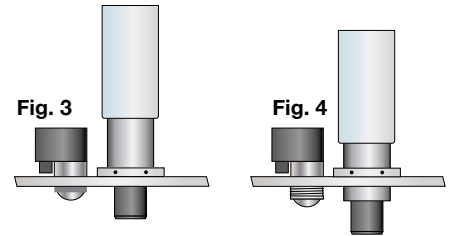


160/260 Series



The failsafe 160 and failsecure 260 bolt locks are equipped with an auto relock switch that keeps the bolt retracted when the door is open and causes the door to lock when closed. The auto relock switch and the bolt assembly are both adjustable for wide door gaps.


(See Fig. 3 & 4).

**Not for use in wood frames.**



## MODELS

-  **110IV** Failsafe  
2-3/4" H x 1-1/4" W faceplate less auto relock switch
-  **210HV** Failsecure  
2-3/4" H x 1-1/4" W faceplate less auto relock switch

-  **160IV** Failsafe  
4-7/8" H x 1-1/4" W faceplate with auto relock switch
- 260HV** Failsecure  
4-7/8" H x 1-1/4" W faceplate with auto relock switch

**OPTION MC-4** Door Contact Switch (mounted separate from lock)

## SPECIFICATIONS

### Electrical Specifications

**Voltage** Dual 900/450 mA @ 12/24 VDC

### Mechanical Specifications

**Finish** 628 Anodized Aluminum

**Faceplate** **110IV, 210HV:** 2-3/4" H x 1-1/4" W x 0.25" D  
**160IV, 260HV:** 4-7/8" H x 1-1/4" W x 0.25" D

**Strike** Mortise strike standard. **Not for wood frames.**

**Bolt** 1/2" dia. x 1/2" throw

**Depth** 5"

**Weight** 1.7 lbs

## APPLICATION

- Pharmacy Cabinets
- Gun Cabinets
- Utility Cabinets
- Display Cabinets
- OEM Applications
- Swing and Sliding Doors

